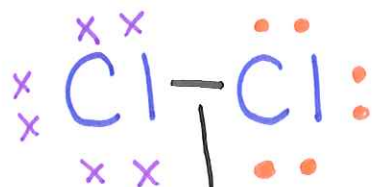
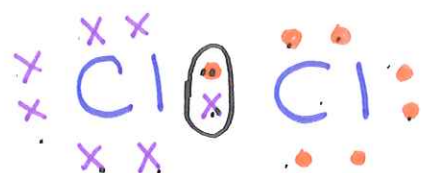
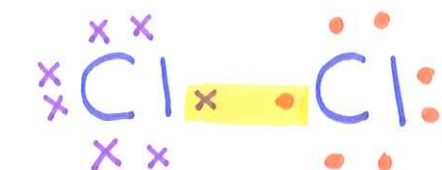


LEWIS DOT STRUCTURES

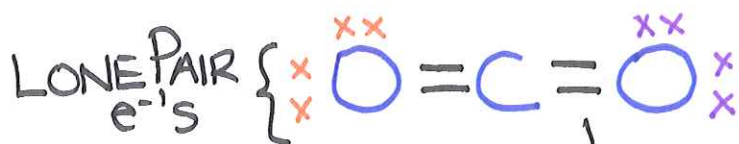

→ DIAGRAM THAT SHOWS HOW & WHERE BONDS WILL FORM IN A COMPOUND.

Ex: Cl_2



COVALENT BOND
⊗ 2 shared e^- 's
1 LINE → SINGLE BOND

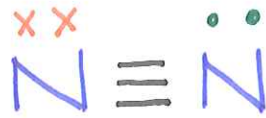
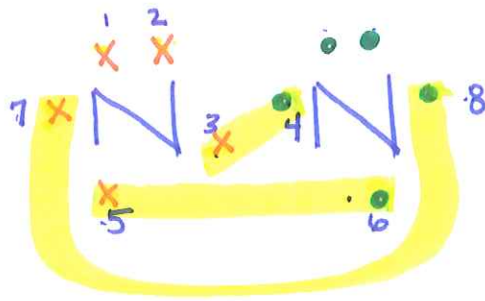
EX: CO_2



↓
Do Not Participate
in bonding

DOUBLE BOND
4 shared e^- 's

Ex. N_2



→ TRIPLE BOND
6 shared
 e^- 's

